



Report: Countries - cflag.ifas.ufl.edu
Date Range: 12/31/2011 - 01/06/2012


































Countries (1-18) / 18	Sessions	Percent	
1. (no entry)	200	37.66%	
2. edu (Educational)	134	25.24%	
3. com (Commercial)	97	18.27%	
4. net (Network)	58	10.92%	
5. ru (Russian Federation)	25	4.71%	
6. us (United States)	4	0.75%	
7. private-10-net	2	0.38%	
8. pl (Poland)	1	0.19%	
9. md (Moldavia)	1	0.19%	
10. br (Brazil)	1	0.19%	
11. in (India)	1	0.19%	
12. fr (France)	1	0.19%	
13. de (Germany)	1	0.19%	
14. gov (USA Government)	1	0.19%	
15. gr (Greece)	1	0.19%	
16. se (Sweden)	1	0.19%	
17. cn (China)	1	0.19%	
18. org (Non-Profit Organizations)	1	0.19%	
View Total:	531	100.00%	
Total:	531	100.00%	

Help Information

Countries

This Report lists top level domains with an emphasis on political affiliation, ranked by Sessions. Since the bulk of web traffic is from net, com, and org domains (mostly US-based), they are included. The rest will mostly be actual country codes, which in most cases are reliable indicators of the origin of the traffic (though some sell domains to anyone). The (no entry) term includes all unresolved IP addresses.

Report: Countries - cflag.ifas.ufl.edu
Date Range: 11/01/2011 - 11/30/2011

Countries (1-32) / 32	Sessions	Percent	
1. (no entry)	898	34.20%	
2. com (Commercial)	587	22.35%	
3. edu (Educational)	513	19.54%	
4. net (Network)	381	14.51%	
5. ru (Russian Federation)	111	4.23%	
6. se (Sweden)	18	0.69%	
7. private-10-net	16	0.61%	
8. de (Germany)	12	0.46%	
9. us (United States)	10	0.38%	
10. cn (China)	10	0.38%	
11. org (Non-Profit Organizations)	9	0.34%	
12. au (Australia)	9	0.34%	
13. ca (Canada)	7	0.27%	
14. pl (Poland)	7	0.27%	
15. uk (United Kingdom)	5	0.19%	
16. ua (Ukraine)	5	0.19%	
17. in (India)	4	0.15%	
18. gov (USA Government)	4	0.15%	
19. mil (USA Military)	4	0.15%	
20. fr (France)	3	0.11%	
21. gr (Greece)	2	0.08%	
22. za (South Africa)	1	0.04%	
23. cl (Chile)	1	0.04%	
24. it (Italy)	1	0.04%	
25. br (Brazil)	1	0.04%	
26. cz (Czech Republic)	1	0.04%	
27. be (Belgium)	1	0.04%	
28. ae (United Arab Emirates)	1	0.04%	
29. nz (New Zealand)	1	0.04%	
30. ar (Argentina)	1	0.04%	
31. ph (Philippines)	1	0.04%	
32. lv (Latvia)	1	0.04%	
View Total:	2,626	100.00%	
Total:	2,626	100.00%	

Help Information

Countries

This Report lists top level domains with an emphasis on political affiliation, ranked by Sessions. Since the bulk of web traffic is from net, com, and org domains (mostly US-based), they are included. The rest will mostly be actual country codes, which in most cases are reliable indicators of the origin of the traffic (though some sell domains to anyone). The (no entry) term includes all unresolved IP addresses.



Report: Countries - cflag.ifas.ufl.edu
Date Range: 10/26/2011 - 11/01/2011


































Countries (1-17) / 17	Sessions	Percent	
1. (no entry)	172	35.17%	
2. edu (Educational)	119	24.34%	
3. com (Commercial)	105	21.47%	
4. net (Network)	63	12.88%	
5. ru (Russian Federation)	11	2.25%	
6. se (Sweden)	4	0.82%	
7. private-10-net	3	0.61%	
8. us (United States)	3	0.61%	
9. pl (Poland)	1	0.20%	
10. it (Italy)	1	0.20%	
11. org (Non-Profit Organizations)	1	0.20%	
12. mil (USA Military)	1	0.20%	
13. de (Germany)	1	0.20%	
14. nl (Netherlands)	1	0.20%	
15. ch (Switzerland)	1	0.20%	
16. uk (United Kingdom)	1	0.20%	
17. gov (USA Government)	1	0.20%	
View Total:	489	100.00%	
Total:	489	100.00%	

Help Information

Countries

This Report lists top level domains with an emphasis on political affiliation, ranked by Sessions. Since the bulk of web traffic is from net, com, and org domains (mostly US-based), they are included. The rest will mostly be actual country codes, which in most cases are reliable indicators of the origin of the traffic (though some sell domains to anyone). The (no entry) term includes all unresolved IP addresses.

Report: Countries - cflag.ifas.ufl.edu
Date Range: 09/01/2011 - 09/30/2011

Countries (1-32) / 32	Sessions	Percent	
1. com (Commercial)	884	31.92%	
2. (no entry)	670	24.20%	
3. edu (Educational)	567	20.48%	
4. net (Network)	355	12.82%	
5. ru (Russian Federation)	157	5.67%	
6. private-10-net	30	1.08%	
7. se (Sweden)	19	0.69%	
8. us (United States)	17	0.61%	
9. au (Australia)	12	0.43%	
10. ca (Canada)	8	0.29%	
11. gov (USA Government)	7	0.25%	
12. de (Germany)	6	0.22%	
13. org (Non-Profit Organizations)	5	0.18%	
14. in (India)	5	0.18%	
15. ua (Ukraine)	4	0.14%	
16. br (Brazil)	3	0.11%	
17. ar (Argentina)	2	0.07%	
18. ae (United Arab Emirates)	2	0.07%	
19. hu (Hungary)	2	0.07%	
20. nz (New Zealand)	2	0.07%	
21. za (South Africa)	1	0.04%	
22. lv (Latvia)	1	0.04%	
23. mx (Mexico)	1	0.04%	
24. es (Spain)	1	0.04%	
25. ph (Philippines)	1	0.04%	
26. my (Malaysia)	1	0.04%	
27. it (Italy)	1	0.04%	
28. sy (Syria)	1	0.04%	
29. tr (Turkey)	1	0.04%	
30. cn (China)	1	0.04%	
31. id (Indonesia)	1	0.04%	
32. at (Austria)	1	0.04%	
View Total:	2,769	100.00%	
Total:	2,769	100.00%	

Help Information

Countries

This Report lists top level domains with an emphasis on political affiliation, ranked by Sessions. Since the bulk of web traffic is from net, com, and org domains (mostly US-based), they are included. The rest will mostly be actual country codes, which in most cases are reliable indicators of the origin of the traffic (though some sell domains to anyone). The (no entry) term includes all unresolved IP addresses.



Report: Countries - cflag.ifas.ufl.edu
Date Range: 08/01/2011 - 08/31/2011

Countries (1-29) / 29	Sessions	Percent	
1. com (Commercial)	991	32.55%	
2. (no entry)	838	27.52%	
3. edu (Educational)	637	20.92%	
4. net (Network)	309	10.15%	
5. ru (Russian Federation)	111	3.65%	
6. private-10-net	71	2.33%	
7. se (Sweden)	15	0.49%	
8. de (Germany)	15	0.49%	
9. gov (USA Government)	9	0.30%	
10. us (United States)	7	0.23%	
11. ua (Ukraine)	6	0.20%	
12. ar (Argentina)	6	0.20%	
13. mil (USA Military)	5	0.16%	
14. cn (China)	4	0.13%	
15. nz (New Zealand)	3	0.10%	
16. it (Italy)	2	0.07%	
17. uk (United Kingdom)	2	0.07%	
18. org (Non-Profit Organizations)	2	0.07%	
19. no (Norway)	2	0.07%	
20. fi (Finland)	1	0.03%	
21. tr (Turkey)	1	0.03%	
22. co (Colombia)	1	0.03%	
23. ca (Canada)	1	0.03%	
24. il (Israel)	1	0.03%	
25. au (Australia)	1	0.03%	
26. jp (Japan)	1	0.03%	
27. be (Belgium)	1	0.03%	
28. eg (Egypt)	1	0.03%	
29. pt (Portugal)	1	0.03%	
View Total:	3,045	100.00%	
Total:	3,045	100.00%	

Help Information

Countries

This Report lists top level domains with an emphasis on political affiliation, ranked by Sessions. Since the bulk of web traffic is from net, com, and org domains (mostly US-based), they are included. The rest will mostly be actual country codes, which in most cases are reliable indicators of the origin of the traffic (though some sell domains to anyone). The (no entry) term includes all unresolved IP addresses.



Report: Countries - cflag.ifas.ufl.edu
Date Range: 07/01/2011 - 07/31/2011
































Countries (1-31) / 31	Sessions	Percent	
1. com (Commercial)	957	35.48%	
2. (no entry)	650	24.10%	
3. edu (Educational)	571	21.17%	
4. net (Network)	314	11.64%	
5. ru (Russian Federation)	92	3.41%	
6. se (Sweden)	25	0.93%	
7. private-10-net	18	0.67%	
8. de (Germany)	14	0.52%	
9. us (United States)	8	0.30%	
10. ca (Canada)	6	0.22%	
11. au (Australia)	6	0.22%	
12. org (Non-Profit Organizations)	4	0.15%	
13. ua (Ukraine)	3	0.11%	
14. be (Belgium)	3	0.11%	
15. mx (Mexico)	3	0.11%	
16. in (India)	3	0.11%	
17. gov (USA Government)	3	0.11%	
18. nz (New Zealand)	2	0.07%	
19. it (Italy)	2	0.07%	
20. nl (Netherlands)	2	0.07%	
21. pl (Poland)	1	0.04%	
22. jp (Japan)	1	0.04%	
23. pt (Portugal)	1	0.04%	
24. fr (France)	1	0.04%	
25. my (Malaysia)	1	0.04%	
26. th (Thailand)	1	0.04%	
27. co (Colombia)	1	0.04%	
28. cz (Czech Republic)	1	0.04%	
29. mil (USA Military)	1	0.04%	
30. ch (Switzerland)	1	0.04%	
31. ky (Cayman Islands)	1	0.04%	
View Total:	2,697	100.00%	
Total:	2,697	100.00%	

Help Information

Countries

This Report lists top level domains with an emphasis on political affiliation, ranked by Sessions. Since the bulk of web traffic is from net, com, and org domains (mostly US-based), they are included. The rest will mostly be actual country codes, which in most cases are reliable indicators of the origin of the traffic (though some sell domains to anyone). The (no entry) term includes all unresolved IP addresses.

Report: Countries - cflag.ifas.ufl.edu
Date Range: 06/01/2011 - 06/30/2011
































Countries (1-30) / 30	Sessions	Percent	
1. com (Commercial)	833	31.87%	
2. (no entry)	732	28.00%	
3. edu (Educational)	601	22.99%	
4. net (Network)	245	9.37%	
5. ru (Russian Federation)	99	3.79%	
6. se (Sweden)	20	0.77%	
7. private-10-net	17	0.65%	
8. us (United States)	10	0.38%	
9. au (Australia)	9	0.34%	
10. gr (Greece)	8	0.31%	
11. gov (USA Government)	5	0.19%	
12. org (Non-Profit Organizations)	4	0.15%	
13. de (Germany)	4	0.15%	
14. pl (Poland)	4	0.15%	
15. cn (China)	3	0.11%	
16. cz (Czech Republic)	2	0.08%	
17. uk (United Kingdom)	2	0.08%	
18. ca (Canada)	2	0.08%	
19. ua (Ukraine)	2	0.08%	
20. ae (United Arab Emirates)	2	0.08%	
21. cl (Chile)	1	0.04%	
22. sg (Singapore)	1	0.04%	
23. be (Belgium)	1	0.04%	
24. bg (Bulgaria)	1	0.04%	
25. br (Brazil)	1	0.04%	
26. ch (Switzerland)	1	0.04%	
27. jp (Japan)	1	0.04%	
28. jo (Jordan)	1	0.04%	
29. mil (USA Military)	1	0.04%	
30. it (Italy)	1	0.04%	
View Total:	2,614	100.00%	
Total:	2,614	100.00%	

Help Information

Countries

This Report lists top level domains with an emphasis on political affiliation, ranked by Sessions. Since the bulk of web traffic is from net, com, and org domains (mostly US-based), they are included. The rest will mostly be actual country codes, which in most cases are reliable indicators of the origin of the traffic (though some sell domains to anyone). The (no entry) term includes all unresolved IP addresses.

Report: Countries - cflag.ifas.ufl.edu
Date Range: 05/01/2011 - 05/31/2011




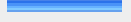





























Countries (1-30) / 30	Sessions	Percent	
1. com (Commercial)	897	36.14%	
2. edu (Educational)	550	22.16%	
3. (no entry)	545	21.96%	
4. net (Network)	252	10.15%	
5. ru (Russian Federation)	130	5.24%	
6. private-10-net	20	0.81%	
7. se (Sweden)	18	0.73%	
8. us (United States)	13	0.52%	
9. ca (Canada)	11	0.44%	
10. de (Germany)	7	0.28%	
11. org (Non-Profit Organizations)	5	0.20%	
12. au (Australia)	5	0.20%	
13. za (South Africa)	4	0.16%	
14. gov (USA Government)	4	0.16%	
15. mil (USA Military)	2	0.08%	
16. pl (Poland)	2	0.08%	
17. uk (United Kingdom)	2	0.08%	
18. id (Indonesia)	2	0.08%	
19. ae (United Arab Emirates)	2	0.08%	
20. in (India)	1	0.04%	
21. mx (Mexico)	1	0.04%	
22. nz (New Zealand)	1	0.04%	
23. br (Brazil)	1	0.04%	
24. ch (Switzerland)	1	0.04%	
25. fr (France)	1	0.04%	
26. pt (Portugal)	1	0.04%	
27. ro (Romania)	1	0.04%	
28. cn (China)	1	0.04%	
29. ua (Ukraine)	1	0.04%	
30. sk (Slovak Republic)	1	0.04%	
View Total:	2,482	100.00%	
Total:	2,482	100.00%	

Help Information

Countries

This Report lists top level domains with an emphasis on political affiliation, ranked by Sessions. Since the bulk of web traffic is from net, com, and org domains (mostly US-based), they are included. The rest will mostly be actual country codes, which in most cases are reliable indicators of the origin of the traffic (though some sell domains to anyone). The (no entry) term includes all unresolved IP addresses.

Report: Countries - cflag.ifas.ufl.edu
Date Range: 04/01/2011 - 04/30/2011



































Countries (1-32) / 32	Sessions	Percent	
1. com (Commercial)	881	34.62%	
2. (no entry)	602	23.65%	
3. edu (Educational)	507	19.92%	
4. net (Network)	301	11.83%	
5. ru (Russian Federation)	125	4.91%	
6. se (Sweden)	29	1.14%	
7. us (United States)	28	1.10%	
8. private-10-net	20	0.79%	
9. gov (USA Government)	9	0.35%	
10. ca (Canada)	7	0.28%	
11. ua (Ukraine)	6	0.24%	
12. mx (Mexico)	3	0.12%	
13. cn (China)	2	0.08%	
14. org (Non-Profit Organizations)	2	0.08%	
15. sg (Singapore)	2	0.08%	
16. au (Australia)	2	0.08%	
17. de (Germany)	2	0.08%	
18. gr (Greece)	2	0.08%	
19. id (Indonesia)	2	0.08%	
20. ro (Romania)	1	0.04%	
21. th (Thailand)	1	0.04%	
22. it (Italy)	1	0.04%	
23. pl (Poland)	1	0.04%	
24. tr (Turkey)	1	0.04%	
25. ie (Ireland)	1	0.04%	
26. ae (United Arab Emirates)	1	0.04%	
27. nl (Netherlands)	1	0.04%	
28. za (South Africa)	1	0.04%	
29. jp (Japan)	1	0.04%	
30. co (Colombia)	1	0.04%	
31. fr (France)	1	0.04%	
32. cz (Czech Republic)	1	0.04%	
View Total:	2,545	100.00%	
Total:	2,545	100.00%	

Help Information

Countries

This Report lists top level domains with an emphasis on political affiliation, ranked by Sessions. Since the bulk of web traffic is from net, com, and org domains (mostly US-based), they are included. The rest will mostly be actual country codes, which in most cases are reliable indicators of the origin of the traffic (though some sell domains to anyone). The (no entry) term includes all unresolved IP addresses.

Report: Countries - cflag.ifas.ufl.edu
Date Range: 03/01/2011 - 03/31/2011

Countries	Sessions	Percent	
1. com (Commercial)	1,031	36.99%	
2. (no entry)	632	22.68%	
3. edu (Educational)	558	20.02%	
4. net (Network)	346	12.41%	
5. ru (Russian Federation)	88	3.16%	
6. se (Sweden)	35	1.26%	
7. private-10-net	15	0.54%	
8. us (United States)	14	0.50%	
9. ua (Ukraine)	13	0.47%	
10. au (Australia)	6	0.22%	
11. org (Non-Profit Organizations)	5	0.18%	
12. de (Germany)	4	0.14%	
13. ca (Canada)	4	0.14%	
14. gov (USA Government)	4	0.14%	
15. pl (Poland)	4	0.14%	
16. cz (Czech Republic)	3	0.11%	
17. uk (United Kingdom)	3	0.11%	
18. be (Belgium)	3	0.11%	
19. mil (USA Military)	3	0.11%	
20. ae (United Arab Emirates)	2	0.07%	
21. in (India)	2	0.07%	
22. lt (Lithuania)	1	0.04%	
23. bw (Botswana)	1	0.04%	
24. hu (Hungary)	1	0.04%	
25. do (Dominican Republic)	1	0.04%	
26. ch (Switzerland)	1	0.04%	
27. sa (Saudi Arabia)	1	0.04%	
28. ee (Estonia)	1	0.04%	
29. gr (Greece)	1	0.04%	
30. ie (Ireland)	1	0.04%	
31. ro (Romania)	1	0.04%	
32. br (Brazil)	1	0.04%	
33. za (South Africa)	1	0.04%	
View Total:	2,787	100.00%	
Total:	2,787	100.00%	

 **Help Information:**

Countries

This Report lists top level domains with an emphasis on political affiliation, ranked by Sessions. Since the bulk of web traffic is from net, com, and org domains (mostly US-based), they are included. The rest will mostly be actual country codes, which in most cases are reliable indicators of the origin of the traffic (though some sell domains to anyone). The (no entry) term includes all unresolved IP addresses.



Report: Countries - cflag.ifas.ufl.edu
Date Range: 02/01/2011 - 02/28/2011

Countries	Sessions	Percent	
1. com (Commercial)	947	38.78%	
2. (no entry)	515	21.09%	
3. edu (Educational)	418	17.12%	
4. net (Network)	317	12.98%	
5. ru (Russian Federation)	137	5.61%	
6. se (Sweden)	24	0.98%	
7. gov (USA Government)	18	0.74%	
8. us (United States)	12	0.49%	
9. private-10-net	8	0.33%	
10. ua (Ukraine)	6	0.25%	
11. ca (Canada)	5	0.20%	
12. org (Non-Profit Organizations)	5	0.20%	
13. pl (Poland)	5	0.20%	
14. uk (United Kingdom)	4	0.16%	
15. de (Germany)	3	0.12%	
16. au (Australia)	3	0.12%	
17. br (Brazil)	2	0.08%	
18. it (Italy)	2	0.08%	
19. es (Spain)	2	0.08%	
20. be (Belgium)	1	0.04%	
21. tw (Taiwan)	1	0.04%	
22. ae (United Arab Emirates)	1	0.04%	
23. co (Colombia)	1	0.04%	
24. mil (USA Military)	1	0.04%	
25. lt (Lithuania)	1	0.04%	
26. tr (Turkey)	1	0.04%	
27. gr (Greece)	1	0.04%	
28. ie (Ireland)	1	0.04%	
View Total:	2,442	100.00%	
Total:	2,442	100.00%	

Help Information:

Countries

This Report lists top level domains with an emphasis on political affiliation, ranked by Sessions. Since the bulk of web traffic is from net, com, and org domains (mostly US-based), they are included. The rest will mostly be actual country codes, which in most cases are reliable indicators of the origin of the traffic (though some sell domains to anyone). The (no entry) term includes all unresolved IP addresses.



Report: Countries - cflag.ifas.ufl.edu
Date Range: 01/01/2011 - 01/31/2011

Countries (1-31) / 31	Sessions	Percent	
1.com (Commercial)	1,035	43.63%	
2.(no entry)	524	22.09%	
3.edu (Educational)	351	14.80%	
4.net (Network)	262	11.05%	
5.ru (Russian Federation)	94	3.96%	
6.private-10-net	26	1.10%	
7.se (Sweden)	22	0.93%	
8.us (United States)	11	0.46%	
9.pl (Poland)	6	0.25%	
10.org (Non-Profit Organizations)	4	0.17%	
11.gov (USA Government)	4	0.17%	
12.in (India)	4	0.17%	
13.ca (Canada)	4	0.17%	
14.br (Brazil)	3	0.13%	
15.gr (Greece)	2	0.08%	
16.id (Indonesia)	2	0.08%	
17.nl (Netherlands)	2	0.08%	
18.fi (Finland)	2	0.08%	
19.pa (Panama)	2	0.08%	
20.jp (Japan)	1	0.04%	
21.ky (Cayman Islands)	1	0.04%	
22.de (Germany)	1	0.04%	
23.mx (Mexico)	1	0.04%	
24.ae (United Arab Emirates)	1	0.04%	
25.pt (Portugal)	1	0.04%	
26.ua (Ukraine)	1	0.04%	
27.cy (Cyprus)	1	0.04%	
28.jo (Jordan)	1	0.04%	
29.mil (USA Military)	1	0.04%	
30.nz (New Zealand)	1	0.04%	
31.au (Australia)	1	0.04%	
View Total:	2,372	100.00%	
Total:	2,372	100.00%	

Help Information

Countries

This Report lists top level domains with an emphasis on political affiliation, ranked by Sessions. Since the bulk of web traffic is from net, com, and org domains (mostly US-based), they are included. The rest will mostly be actual country codes, which in most cases are reliable indicators of the origin of the traffic (though some sell domains to anyone). The (no entry) term includes all unresolved IP addresses.