



Report: Countries - cflag.ifas.ufl.edu
Date Range: 12/01/2012 - 12/31/2012

Countries	Sessions	Percent	
1. (no entry)	2,013	54.63%	
2. com (Commercial)	829	22.50%	
3. net (Network)	486	13.19%	
4. edu (Educational)	224	6.08%	
5. cn (China)	24	0.65%	
6. private-10-net	21	0.57%	
7. jp (Japan)	17	0.46%	
8. us (United States)	14	0.38%	
9. de (Germany)	7	0.19%	
10. au (Australia)	7	0.19%	
11. org (Non-Profit Organizations)	6	0.16%	
12. mil (USA Military)	3	0.08%	
13. it (Italy)	3	0.08%	
14. uk (United Kingdom)	3	0.08%	
15. mx (Mexico)	3	0.08%	
16. za (South Africa)	2	0.05%	
17. br (Brazil)	2	0.05%	
18. cl (Chile)	2	0.05%	
19. dk (Denmark)	2	0.05%	
20. ca (Canada)	2	0.05%	
21. nl (Netherlands)	2	0.05%	
22. tr (Turkey)	1	0.03%	
23. ch (Switzerland)	1	0.03%	
24. nz (New Zealand)	1	0.03%	
25. th (Thailand)	1	0.03%	
26. bg (Bulgaria)	1	0.03%	
27. in (India)	1	0.03%	
28. id (Indonesia)	1	0.03%	
29. et (Ethiopia)	1	0.03%	
30. hr (Croatia)	1	0.03%	
31. gov (USA Government)	1	0.03%	
32. sk (Slovak Republic)	1	0.03%	
33. fr (France)	1	0.03%	
34. ua (Ukraine)	1	0.03%	
View Total:	3,685	100.00%	
Total:	3,685	100.00%	

Help Information:

Countries

This Report lists top level domains with an emphasis on political affiliation, ranked by Sessions. Since the bulk of web traffic is from net, com, and org domains (mostly US-based), they are included. The rest will mostly be actual country codes, which in most cases are reliable indicators of the origin of the traffic (though some sell domains to anyone). The (no entry) term includes all unresolved IP addresses.



Report: Countries - cflag.ifas.ufl.edu
Date Range: 11/01/2012 - 11/30/2012

Countries	Sessions	Percent	
1. (no entry)	1,989	49.65%	
2. com (Commercial)	913	22.79%	
3. net (Network)	697	17.40%	
4. edu (Educational)	232	5.79%	
5. us (United States)	23	0.57%	
6. private-10-net	23	0.57%	
7. cn (China)	18	0.45%	
8. ua (Ukraine)	16	0.40%	
9. uk (United Kingdom)	11	0.27%	
10. au (Australia)	10	0.25%	
11. de (Germany)	10	0.25%	
12. ca (Canada)	7	0.17%	
13. org (Non-Profit Organizations)	5	0.12%	
14. nz (New Zealand)	4	0.10%	
15. be (Belgium)	3	0.07%	
16. it (Italy)	3	0.07%	
17. mil (USA Military)	3	0.07%	
18. tw (Taiwan)	2	0.05%	
19. gov (USA Government)	2	0.05%	
20. biz (Business)	2	0.05%	
21. my (Malaysia)	2	0.05%	
22. fr (France)	2	0.05%	
23. ke (Kenya)	2	0.05%	
24. br (Brazil)	2	0.05%	
25. il (Israel)	1	0.02%	
26. dk (Denmark)	1	0.02%	
27. fi (Finland)	1	0.02%	
28. vn (Vietnam)	1	0.02%	
29. es (Spain)	1	0.02%	
30. mx (Mexico)	1	0.02%	
31. se (Sweden)	1	0.02%	
32. pk (Pakistan)	1	0.02%	
33. hu (Hungary)	1	0.02%	
34. th (Thailand)	1	0.02%	
35. ar (Argentina)	1	0.02%	
36. za (South Africa)	1	0.02%	
37. jp (Japan)	1	0.02%	
38. ae (United Arab Emirates)	1	0.02%	
39. bm (Bermuda)	1	0.02%	
40. no (Norway)	1	0.02%	
41. at (Austria)	1	0.02%	
42. tr (Turkey)	1	0.02%	
43. ro (Romania)	1	0.02%	
44. cx (Christmas Island)	1	0.02%	

45. jo (Jordan)	1	0.02%	
46. lt (Lithuania)	1	0.02%	
47. in (India)	1	0.02%	
48. id (Indonesia)	1	0.02%	
49. by (Belarus)	1	0.02%	
View Total:	4,006	100.00%	
Total:	4,006	100.00%	

Help Information:

Countries

This Report lists top level domains with an emphasis on political affiliation, ranked by Sessions. Since the bulk of web traffic is from net, com, and org domains (mostly US-based), they are included. The rest will mostly be actual country codes, which in most cases are reliable indicators of the origin of the traffic (though some sell domains to anyone). The (no entry) term includes all unresolved IP addresses.

Urchin 5 ©2005 Urchin Software Corporation



Report: Countries - cflag.ifas.ufl.edu
Date Range: 10/01/2012 - 10/31/2012

Countries (1-46) / 46	Sessions	Percent	
1. (no entry)	2,090	49.87%	
2. com (Commercial)	919	21.93%	
3. net (Network)	752	17.94%	
4. edu (Educational)	224	5.34%	
5. private-10-net	29	0.69%	
6. cn (China)	28	0.67%	
7. au (Australia)	26	0.62%	
8. ua (Ukraine)	15	0.36%	
9. us (United States)	11	0.26%	
10. org (Non-Profit Organizations)	10	0.24%	
11. ca (Canada)	7	0.17%	
12. gov (USA Government)	7	0.17%	
13. it (Italy)	7	0.17%	
14. uk (United Kingdom)	6	0.14%	
15. pl (Poland)	5	0.12%	
16. jp (Japan)	5	0.12%	
17. de (Germany)	5	0.12%	
18. in (India)	4	0.10%	
19. bw (Botswana)	3	0.07%	
20. nz (New Zealand)	3	0.07%	
21. hr (Croatia)	3	0.07%	
22. ro (Romania)	2	0.05%	
23. be (Belgium)	2	0.05%	
24. nl (Netherlands)	2	0.05%	
25. tr (Turkey)	2	0.05%	
26. vn (Vietnam)	2	0.05%	
27. mt (Malta)	2	0.05%	
28. mil (USA Military)	2	0.05%	
29. at (Austria)	1	0.02%	
30. do (Dominican Republic)	1	0.02%	
31. bg (Bulgaria)	1	0.02%	
32. fj (Fiji)	1	0.02%	
33. ae (United Arab Emirates)	1	0.02%	
34. co (Colombia)	1	0.02%	
35. gh (Ghana)	1	0.02%	
36. no (Norway)	1	0.02%	
37. ru (Russian Federation)	1	0.02%	
38. sg (Singapore)	1	0.02%	





















39.	sk (Slovak Republic)	1	0.02%	
40.	ch (Switzerland)	1	0.02%	
41.	pk (Pakistan)	1	0.02%	
42.	lv (Latvia)	1	0.02%	
43.	cz (Czech Republic)	1	0.02%	
44.	mx (Mexico)	1	0.02%	
45.	th (Thailand)	1	0.02%	
46.	tw (Taiwan)	1	0.02%	
View Total:		4,191	100.00%	
Total:		4,191	100.00%	

Help Information






































Countries

This Report lists top level domains with an emphasis on political affiliation, ranked by Sessions. Since the bulk of web traffic is from net, com, and org domains (mostly US-based), they are included. The rest will mostly be actual country codes, which in most cases are reliable indicators of the origin of the traffic (though some sell domains to anyone). The (no entry) term includes all unresolved IP addresses.

Report: Countries - cflag.ifas.ufl.edu
 Date Range: 09/01/2012 - 09/30/2012

Countries (1-42) / 42	Sessions	Percent	
1. (no entry)	2,433	54.45%	
2. com (Commercial)	902	20.19%	
3. net (Network)	617	13.81%	
4. edu (Educational)	321	7.18%	
5. private-10-net	30	0.67%	
6. org (Non-Profit Organizations)	29	0.65%	
7. au (Australia)	19	0.43%	
8. us (United States)	14	0.31%	
9. ua (Ukraine)	11	0.25%	
10. uk (United Kingdom)	10	0.22%	
11. ca (Canada)	10	0.22%	
12. cn (China)	6	0.13%	
13. in (India)	6	0.13%	
14. de (Germany)	5	0.11%	
15. ke (Kenya)	5	0.11%	
16. jp (Japan)	5	0.11%	
17. it (Italy)	4	0.09%	
18. gov (USA Government)	4	0.09%	
19. pl (Poland)	4	0.09%	
20. fr (France)	3	0.07%	
21. mil (USA Military)	3	0.07%	
22. nz (New Zealand)	2	0.04%	
23. za (South Africa)	2	0.04%	
24. ae (United Arab Emirates)	2	0.04%	
25. th (Thailand)	2	0.04%	
26. ar (Argentina)	2	0.04%	
27. se (Sweden)	2	0.04%	
28. cz (Czech Republic)	1	0.02%	
29. dk (Denmark)	1	0.02%	
30. br (Brazil)	1	0.02%	
31. hr (Croatia)	1	0.02%	
32. np (Nepal)	1	0.02%	
33. id (Indonesia)	1	0.02%	
34. ru (Russian Federation)	1	0.02%	
35. sg (Singapore)	1	0.02%	
36. pg (Papua New Guinea)	1	0.02%	
37. sk (Slovak Republic)	1	0.02%	
38. ie (Ireland)	1	0.02%	
39. lt (Lithuania)	1	0.02%	
40. nl (Netherlands)	1	0.02%	
41. mx (Mexico)	1	0.02%	
42. tr (Turkey)	1	0.02%	
View Total:	4,468	100.00%	
Total:	4,468	100.00%	

Report: Countries - cflag.ifas.ufl.edu
Date Range: 08/01/2012 - 08/31/2012

Countries (1-36) / 36	Sessions	Percent	
1. (no entry)	2,004	45.67%	
2. com (Commercial)	1,089	24.82%	
3. edu (Educational)	640	14.59%	
4. net (Network)	459	10.46%	
5. ua (Ukraine)	49	1.12%	
6. private-10-net	27	0.62%	
7. org (Non-Profit Organizations)	19	0.43%	
8. au (Australia)	16	0.36%	
9. de (Germany)	13	0.30%	
10. jp (Japan)	9	0.21%	
11. us (United States)	8	0.18%	
12. nz (New Zealand)	7	0.16%	
13. gov (USA Government)	6	0.14%	
14. uk (United Kingdom)	5	0.11%	
15. cn (China)	4	0.09%	
16. in (India)	3	0.07%	
17. nl (Netherlands)	3	0.07%	
18. tr (Turkey)	3	0.07%	
19. gr (Greece)	2	0.05%	
20. br (Brazil)	2	0.05%	
21. ph (Philippines)	2	0.05%	
22. id (Indonesia)	2	0.05%	
23. ar (Argentina)	2	0.05%	
24. ca (Canada)	2	0.05%	
25. fr (France)	1	0.02%	
26. pl (Poland)	1	0.02%	
27. il (Israel)	1	0.02%	
28. ro (Romania)	1	0.02%	
29. gt (Guatemala)	1	0.02%	
30. biz (Business)	1	0.02%	
31. it (Italy)	1	0.02%	
32. cc (Cocos (Keeling) Islands)	1	0.02%	
33. mx (Mexico)	1	0.02%	
34. cz (Czech Republic)	1	0.02%	
35. no (Norway)	1	0.02%	
36. za (South Africa)	1	0.02%	
View Total:	4,388	100.00%	
Total:	4,388	100.00%	

Help Information

Countries

This Report lists top level domains with an emphasis on political affiliation, ranked by Sessions. Since the bulk of web traffic is from net, com, and org domains (mostly US-based), they are included. The rest will mostly be actual country codes, which in most cases are reliable indicators of the origin of the traffic (though some sell domains to anyone). The (no entry) term includes all unresolved IP addresses.



Report: Countries - cflag.ifas.ufl.edu
Date Range: 07/01/2012 - 07/31/2012





























Countries	Sessions	Percent	
1. (no entry)	1,931	49.21%	
2. com (Commercial)	822	20.95%	
3. edu (Educational)	603	15.37%	
4. net (Network)	403	10.27%	
5. ua (Ukraine)	42	1.07%	
6. de (Germany)	29	0.74%	
7. private-10-net	19	0.48%	
8. org (Non-Profit Organizations)	14	0.36%	
9. us (United States)	8	0.20%	
10. cn (China)	8	0.20%	
11. au (Australia)	6	0.15%	
12. gov (USA Government)	6	0.15%	
13. uk (United Kingdom)	5	0.13%	
14. pl (Poland)	5	0.13%	
15. jp (Japan)	3	0.08%	
16. in (India)	3	0.08%	
17. th (Thailand)	2	0.05%	
18. ch (Switzerland)	2	0.05%	
19. nz (New Zealand)	2	0.05%	
20. sk (Slovak Republic)	1	0.03%	
21. pt (Portugal)	1	0.03%	
22. ro (Romania)	1	0.03%	
23. ke (Kenya)	1	0.03%	
24. hr (Croatia)	1	0.03%	
25. za (South Africa)	1	0.03%	
26. tt (Trinidad and Tobago)	1	0.03%	
27. mx (Mexico)	1	0.03%	
28. md (Moldavia)	1	0.03%	
29. mil (USA Military)	1	0.03%	
30. lt (Lithuania)	1	0.03%	
View Total:	3,924	100.00%	
Total:	3,924	100.00%	

Help Information:

Countries

This Report lists top level domains with an emphasis on political affiliation, ranked by Sessions. Since the bulk of web traffic is from net, com, and org domains (mostly US-based), they are included. The rest will mostly be actual country codes, which in most cases are reliable indicators of the origin of the traffic (though some sell domains to anyone). The (no entry) term includes all unresolved IP addresses.

Report: Countries - cflag.ifas.ufl.edu
Date Range: 06/01/2012 - 06/30/2012

Countries (1-31) / 31	Sessions	Percent	
1. (no entry)	1,935	47.08%	
2. com (Commercial)	948	23.07%	
3. net (Network)	611	14.87%	
4. edu (Educational)	484	11.78%	
5. ua (Ukraine)	24	0.58%	
6. de (Germany)	21	0.51%	
7. au (Australia)	11	0.27%	
8. gov (USA Government)	10	0.24%	
9. cn (China)	9	0.22%	
10. private-10-net	9	0.22%	
11. org (Non-Profit Organizations)	8	0.19%	
12. us (United States)	6	0.15%	
13. ar (Argentina)	4	0.10%	
14. ca (Canada)	3	0.07%	
15. be (Belgium)	3	0.07%	
16. nl (Netherlands)	3	0.07%	
17. cc (Cocos (Keeling) Islands)	2	0.05%	
18. se (Sweden)	2	0.05%	
19. br (Brazil)	2	0.05%	
20. pl (Poland)	2	0.05%	
21. jp (Japan)	2	0.05%	
22. uk (United Kingdom)	2	0.05%	
23. et (Ethiopia)	1	0.02%	
24. eg (Egypt)	1	0.02%	
25. fi (Finland)	1	0.02%	
26. tw (Taiwan)	1	0.02%	
27. in (India)	1	0.02%	
28. mil (USA Military)	1	0.02%	
29. it (Italy)	1	0.02%	
30. cy (Cyprus)	1	0.02%	
31. nz (New Zealand)	1	0.02%	
View Total:	4,110	100.00%	
Total:	4,110	100.00%	

Help Information

Countries

This Report lists top level domains with an emphasis on political affiliation, ranked by Sessions. Since the bulk of web traffic is from net, com, and org domains (mostly US-based), they are included. The rest will mostly be actual country codes, which in most cases are reliable indicators of the origin of the traffic (though some sell domains to anyone). The (no entry) term includes all unresolved IP addresses.



Report: Countries - cflag.ifas.ufl.edu
Date Range: 05/01/2012 - 05/31/2012




































Countries	Sessions	Percent	
1. (no entry)	1,640	44.23%	
2. com (Commercial)	835	22.52%	
3. edu (Educational)	634	17.10%	
4. net (Network)	364	9.82%	
5. ua (Ukraine)	123	3.32%	
6. private-10-net	23	0.62%	
7. uk (United Kingdom)	12	0.32%	
8. de (Germany)	12	0.32%	
9. us (United States)	11	0.30%	
10. au (Australia)	8	0.22%	
11. org (Non-Profit Organizations)	5	0.13%	
12. cn (China)	5	0.13%	
13. gov (USA Government)	5	0.13%	
14. ca (Canada)	4	0.11%	
15. se (Sweden)	3	0.08%	
16. it (Italy)	2	0.05%	
17. mil (USA Military)	2	0.05%	
18. gr (Greece)	2	0.05%	
19. in (India)	2	0.05%	
20. be (Belgium)	2	0.05%	
21. mx (Mexico)	2	0.05%	
22. br (Brazil)	2	0.05%	
23. ae (United Arab Emirates)	1	0.03%	
24. ru (Russian Federation)	1	0.03%	
25. nl (Netherlands)	1	0.03%	
26. sk (Slovak Republic)	1	0.03%	
27. hu (Hungary)	1	0.03%	
28. zm (Zambia)	1	0.03%	
29. dk (Denmark)	1	0.03%	
30. il (Israel)	1	0.03%	
31. tr (Turkey)	1	0.03%	
32. lt (Lithuania)	1	0.03%	
View Total:	3,708	100.00%	
Total:	3,708	100.00%	

Help Information:

Countries

This Report lists top level domains with an emphasis on political affiliation, ranked by Sessions. Since the bulk of web traffic is from net, com, and org domains (mostly US-based), they are included. The rest will mostly be actual country codes, which in most cases are reliable indicators of the origin of the traffic (though some sell domains to anyone). The (no entry) term includes all unresolved IP addresses.

Report: Countries - cflag.ifas.ufl.edu
Date Range: 04/01/2012 - 04/30/2012















Countries (1-34) / 34	Sessions	Percent	
1. (no entry)	1,705	46.89%	
2. com (Commercial)	822	22.61%	
3. edu (Educational)	592	16.28%	
4. net (Network)	326	8.97%	
5. se (Sweden)	35	0.96%	
6. us (United States)	30	0.83%	
7. private-10-net	20	0.55%	
8. de (Germany)	12	0.33%	
9. kr (South Korea)	12	0.33%	
10. cn (China)	11	0.30%	
11. au (Australia)	10	0.28%	
12. pl (Poland)	10	0.28%	
13. ae (United Arab Emirates)	6	0.17%	
14. org (Non-Profit Organizations)	5	0.14%	
15. ca (Canada)	5	0.14%	
16. uk (United Kingdom)	4	0.11%	
17. in (India)	4	0.11%	
18. gov (USA Government)	4	0.11%	
19. mil (USA Military)	4	0.11%	
20. it (Italy)	2	0.06%	
21. ru (Russian Federation)	2	0.06%	
22. ie (Ireland)	2	0.06%	
23. br (Brazil)	2	0.06%	
24. id (Indonesia)	1	0.03%	
25. jo (Jordan)	1	0.03%	
26. dk (Denmark)	1	0.03%	
27. ch (Switzerland)	1	0.03%	
28. fr (France)	1	0.03%	
29. is (Iceland)	1	0.03%	
30. nl (Netherlands)	1	0.03%	
31. ua (Ukraine)	1	0.03%	
32. tr (Turkey)	1	0.03%	
33. nz (New Zealand)	1	0.03%	
34. uy (Uruguay)	1	0.03%	
View Total:	3,636	100.00%	
Total:	3,636	100.00%	

Help Information



Countries

This Report lists top level domains with an emphasis on political affiliation, ranked by Sessions. Since the bulk of web traffic is from net, com, and org domains (mostly US-based), they are included. The rest will mostly be actual country codes, which in most cases are reliable indicators of the origin of the traffic (though some sell domains to anyone). The (no entry) term includes all unresolved IP addresses.

Report: Countries - cflag.ifas.ufl.edu
Date Range: 03/01/2012 - 03/31/2012

Countries (1-40) / 40	Sessions	Percent	
1. (no entry)	1,565	44.98%	
2. com (Commercial)	750	21.56%	
3. edu (Educational)	635	18.25%	
4. net (Network)	377	10.84%	
5. private-10-net	23	0.66%	
6. us (United States)	17	0.49%	
7. se (Sweden)	12	0.34%	
8. gov (USA Government)	10	0.29%	
9. cn (China)	10	0.29%	
10. org (Non-Profit Organizations)	9	0.26%	
11. de (Germany)	9	0.26%	
12. pl (Poland)	8	0.23%	
13. ae (United Arab Emirates)	7	0.20%	
14. uk (United Kingdom)	7	0.20%	
15. it (Italy)	4	0.11%	
16. ua (Ukraine)	3	0.09%	
17. ca (Canada)	3	0.09%	
18. mil (USA Military)	3	0.09%	
19. hu (Hungary)	3	0.09%	
20. au (Australia)	2	0.06%	
21. ro (Romania)	2	0.06%	
22. tr (Turkey)	2	0.06%	
23. nl (Netherlands)	1	0.03%	
24. ie (Ireland)	1	0.03%	
25. pt (Portugal)	1	0.03%	
26. fi (Finland)	1	0.03%	
27. tw (Taiwan)	1	0.03%	
28. in (India)	1	0.03%	
29. gt (Guatemala)	1	0.03%	
30. at (Austria)	1	0.03%	
31. dk (Denmark)	1	0.03%	
32. cz (Czech Republic)	1	0.03%	
33. no (Norway)	1	0.03%	
34. sy (Syria)	1	0.03%	
35. id (Indonesia)	1	0.03%	
36. lt (Lithuania)	1	0.03%	
37. ee (Estonia)	1	0.03%	
38. ru (Russian Federation)	1	0.03%	
39. bg (Bulgaria)	1	0.03%	
40. br (Brazil)	1	0.03%	
View Total:	3,479	100.00%	
Total:	3,479	100.00%	

Report: Countries - cflag.ifas.ufl.edu
Date Range: 02/01/2012 - 02/29/2012
































Countries (1-37) / 37	Sessions	Percent	
1. (no entry)	1,157	40.23%	
2. com (Commercial)	646	22.46%	
3. edu (Educational)	606	21.07%	
4. net (Network)	346	12.03%	
5. private-10-net	23	0.80%	
6. us (United States)	13	0.45%	
7. se (Sweden)	10	0.35%	
8. cn (China)	9	0.31%	
9. gov (USA Government)	9	0.31%	
10. pl (Poland)	8	0.28%	
11. ca (Canada)	7	0.24%	
12. de (Germany)	4	0.14%	
13. uk (United Kingdom)	4	0.14%	
14. ua (Ukraine)	3	0.10%	
15. au (Australia)	3	0.10%	
16. org (Non-Profit Organizations)	2	0.07%	
17. be (Belgium)	2	0.07%	
18. br (Brazil)	2	0.07%	
19. it (Italy)	2	0.07%	
20. ru (Russian Federation)	2	0.07%	
21. mil (USA Military)	2	0.07%	
22. my (Malaysia)	1	0.03%	
23. lv (Latvia)	1	0.03%	
24. tr (Turkey)	1	0.03%	
25. nz (New Zealand)	1	0.03%	
26. tv (Tuvalu)	1	0.03%	
27. no (Norway)	1	0.03%	
28. mx (Mexico)	1	0.03%	
29. cz (Czech Republic)	1	0.03%	
30. in (India)	1	0.03%	
31. dk (Denmark)	1	0.03%	
32. pe (Peru)	1	0.03%	
33. id (Indonesia)	1	0.03%	
34. ro (Romania)	1	0.03%	
35. kr (South Korea)	1	0.03%	
36. md (Moldavia)	1	0.03%	
37. hk (Hong Kong)	1	0.03%	
View Total:	2,876	100.00%	
Total:	2,876	100.00%	

Help Information

Countries

This Report lists top level domains with an emphasis on political affiliation, ranked by Sessions. Since the bulk of web traffic is from net, com, and org domains (mostly US-based), they are included. The rest will mostly be actual country codes, which in most cases are reliable indicators of the origin of the traffic (though some sell domains to anyone). The (no entry) term includes all unresolved IP addresses.

Report: Countries - cflag.ifas.ufl.edu
Date Range: 01/01/2012 - 01/31/2012

Countries (1-30) / 30	Sessions	Percent	
1. (no entry)	1,361	42.62%	
2. com (Commercial)	624	19.54%	
3. edu (Educational)	610	19.10%	
4. net (Network)	446	13.97%	
5. private-10-net	25	0.78%	
6. ru (Russian Federation)	22	0.69%	
7. us (United States)	14	0.44%	
8. ua (Ukraine)	12	0.38%	
9. pl (Poland)	11	0.34%	
10. de (Germany)	10	0.31%	
11. se (Sweden)	10	0.31%	
12. ca (Canada)	7	0.22%	
13. uk (United Kingdom)	7	0.22%	
14. gov (USA Government)	6	0.19%	
15. org (Non-Profit Organizations)	5	0.16%	
16. cn (China)	5	0.16%	
17. nl (Netherlands)	3	0.09%	
18. in (India)	2	0.06%	
19. fr (France)	2	0.06%	
20. fi (Finland)	1	0.03%	
21. es (Spain)	1	0.03%	
22. gr (Greece)	1	0.03%	
23. au (Australia)	1	0.03%	
24. md (Moldavia)	1	0.03%	
25. mil (USA Military)	1	0.03%	
26. nz (New Zealand)	1	0.03%	
27. ro (Romania)	1	0.03%	
28. no (Norway)	1	0.03%	
29. mx (Mexico)	1	0.03%	
30. br (Brazil)	1	0.03%	
View Total:	3,193	100.00%	
Total:	3,193	100.00%	

Help Information

Countries

This Report lists top level domains with an emphasis on political affiliation, ranked by Sessions. Since the bulk of web traffic is from net, com, and org domains (mostly US-based), they are included. The rest will mostly be actual country codes, which in most cases are reliable indicators of the origin of the traffic (though some sell domains to anyone). The (no entry) term includes all unresolved IP addresses.